
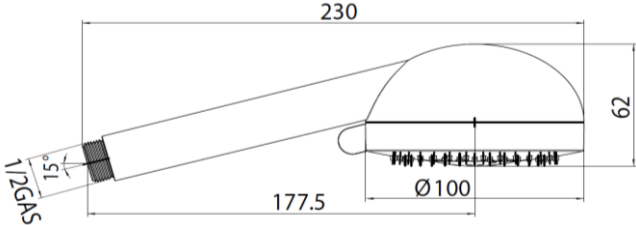
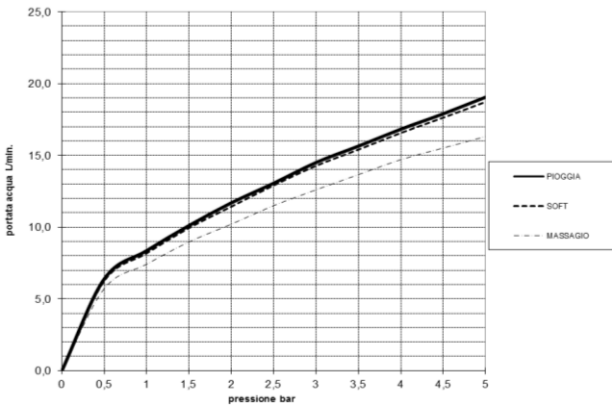


BOSSINI		SCHEDA TECNICA TECHNICAL SHEET		Date: 18/07/2017	Rev/0																																																				
Codice / Code: B00188		Descrizione / description: Doccia 3 getti Ø 100 mm 3 functions handshower Ø 100 mm																																																							
Foto / image 		Disegni / drawings 																																																							
Grafico di portata / Flow rate diagram																																																									
<table border="1"> <thead> <tr> <th></th> <th>PIOGGIA</th> <th>SOFT</th> <th>MASSAGIO</th> </tr> </thead> <tbody> <tr><td>0</td><td>0,0</td><td>0,0</td><td>0,0</td></tr> <tr><td>0,5</td><td>6,4</td><td>6,3</td><td>5,7</td></tr> <tr><td>1</td><td>8,4</td><td>8,2</td><td>7,4</td></tr> <tr><td>1,5</td><td>10,1</td><td>9,9</td><td>9,0</td></tr> <tr><td>2</td><td>11,7</td><td>11,4</td><td>10,2</td></tr> <tr><td>2,5</td><td>13,1</td><td>12,9</td><td>11,5</td></tr> <tr><td>3</td><td>14,5</td><td>14,3</td><td>12,6</td></tr> <tr><td>3,5</td><td>15,6</td><td>15,4</td><td>13,7</td></tr> <tr><td>4</td><td>16,8</td><td>16,6</td><td>14,7</td></tr> <tr><td>4,5</td><td>17,9</td><td>17,6</td><td>15,5</td></tr> <tr><td>5</td><td>19,1</td><td>18,7</td><td>16,3</td></tr> <tr> <td>pressione bar</td> <td>portata L/min</td> <td></td> <td></td> </tr> </tbody> </table>			PIOGGIA	SOFT	MASSAGIO	0	0,0	0,0	0,0	0,5	6,4	6,3	5,7	1	8,4	8,2	7,4	1,5	10,1	9,9	9,0	2	11,7	11,4	10,2	2,5	13,1	12,9	11,5	3	14,5	14,3	12,6	3,5	15,6	15,4	13,7	4	16,8	16,6	14,7	4,5	17,9	17,6	15,5	5	19,1	18,7	16,3	pressione bar	portata L/min						
	PIOGGIA	SOFT	MASSAGIO																																																						
0	0,0	0,0	0,0																																																						
0,5	6,4	6,3	5,7																																																						
1	8,4	8,2	7,4																																																						
1,5	10,1	9,9	9,0																																																						
2	11,7	11,4	10,2																																																						
2,5	13,1	12,9	11,5																																																						
3	14,5	14,3	12,6																																																						
3,5	15,6	15,4	13,7																																																						
4	16,8	16,6	14,7																																																						
4,5	17,9	17,6	15,5																																																						
5	19,1	18,7	16,3																																																						
pressione bar	portata L/min																																																								
MATERIALI / materials																																																									
ABS, Silicone, Nbr, Acetal																																																									
CARATTERISTICHE IDRAULICHE / hydraulic features																																																									
	pressione pressure	portata flow rate	temperatura temperature	solo per miscelatori termostatici only for thermostatic mixers																																																					
min	1 bar	--	--	Blocco di sicurezza safety lock	/																																																				
max	5 bar	--	<70°C	Temperatura acqua fredda cold water temperature	/																																																				
consigliata recommended	2-3 bar	--	<42°C	Temperatura acqua calda hot water temperature	/																																																				
CERTIFICAZIONI / CERTIFICATIONS:																																																									
WELS PUB [1 thick] (SGP), CSA [ASME A112.18.1/CSA B125.1](CAN/USA), IAPMO [ASME A112.18.1/CSA B125.1] (USA/CAN).																																																									
CONFORMITA' / CONFORMITY :																																																									
Chrome plating - EN 248.																																																									